



**1. I have been told about the study and I know why it is being done and what to do. I know that I do not have to do it if I do not want to. If I have questions I can ask my teacher. I know that I can stop at any time.**




		Response Percent	Response Count
I understand and will begin the survey.		100.0%	16
I would rather not do it.		0.0%	0
		answered question	16
		skipped question	0

## 2. Where do you go to school?






		Response Percent	Response Count
PS 12		0.0%	0
PS 14		0.0%	0
PS 19		0.0%	0
PS 30		0.0%	0
PS 54		0.0%	0
PS 76		0.0%	0
PS 92		0.0%	0
PS 111		0.0%	0
PS 127		0.0%	0
PS 151		0.0%	0
PS 153		0.0%	0
<b>Al-Iman School</b>		<b>100.0%</b>	<b>16</b>
Al-Manoor School		0.0%	0
Bais Yaakov Academy		0.0%	0
Bnos Malka Academy		0.0%	0
El-Ber Islamic School		0.0%	0
Machon Academy		0.0%	0
Our Lady of Mercy		0.0%	0
Our Lady of Sorrows		0.0%	0
Queens Academy HS		0.0%	0
Queens Lutheran School		0.0%	0
Razi School		0.0%	0
Redeemer Lutheran		0.0%	0

Resurrection Ascension School	0.0%	0
St. Adalbert	0.0%	0
St. Francis of Assisi School	0.0%	0
St. John Lutheran School	0.0%	0
St. Kevin School	0.0%	0
St. Mel School	0.0%	0
St. Nicholas of Tolentine	0.0%	0
St. Raphael School	0.0%	0
Sacred Heart School	0.0%	0
Shaarei Zion Ohel Bracha	0.0%	0
Tiferes Torah Institute	0.0%	0
Yesheiva Tifereth Moshe	0.0%	0
Yeshivat Our Haim	0.0%	0
IS 5	0.0%	0
IS 10	0.0%	0
IS 61	0.0%	0
IS 72	0.0%	0
IS 73	0.0%	0
IS 77	0.0%	0
IS 89	0.0%	0
IS 91	0.0%	0
IS 93	0.0%	0
IS 125	0.0%	0
IS 126	0.0%	0
IS 141	0.0%	0




IS 144	0.0%	0
IS 145	0.0%	0
IS 157	0.0%	0
IS 185	0.0%	0
IS 189	0.0%	0
IS 204	0.0%	0
IS 217	0.0%	0
IS 230	0.0%	0
IS 237	0.0%	0
Other	0.0%	0
other school (please specify)		1
answered question		16
skipped question		0

3. What grade are you in?			
		Response Percent	Response Count
3		6.3%	1
4		43.8%	7
5		50.0%	8
answered question			16
skipped question			0




#### 4. How often do you use your computer at home for homework?

		Response Percent	Response Count
I don't have a computer at home		0.0%	0
I don't use my home computer for homework		13.3%	2
<b>A few times a year</b>		<b>26.7%</b>	<b>4</b>
About once a month		13.3%	2
About once a week		20.0%	3
<b>Almost every night</b>		<b>26.7%</b>	<b>4</b>
answered question			15
skipped question			1






#### 5. Compared to last year, this year my teachers are using computers...

		Response Percent	Response Count
less		20.0%	3
about the same amount		26.7%	4
<b>more</b>		<b>53.3%</b>	<b>8</b>
answered question			15
skipped question			1



## 6. Compared to last year, this year students in my grade are using computers...

		Response Percent	Response Count
less		26.7%	4
about the same amount		33.3%	5
more		40.0%	6
answered question			15
skipped question			1



## 7. During this school year, how much time per week did you spend using computers in your class(es)?

		Response Percent	Response Count
Not at all		6.3%	1
Once a week		12.5%	2
2 times a week		62.5%	10
3 or 4 times a week		6.3%	1
Every day		12.5%	2
answered question			16
skipped question			0



### 8. During this school year, I typed up reports and assignments.

		Response Percent	Response Count
Yes		85.7%	12
No		14.3%	2
answered question			14
skipped question			2



### 9. During this school year, I made spreadsheets and graphs.

		Response Percent	Response Count
Yes		7.1%	1
No		92.9%	13
answered question			14
skipped question			2



### 10. During this school year, I used blogs to communicate with other students and teachers

		Response Percent	Response Count
Yes		21.4%	3
No		78.6%	11
answered question			14
skipped question			2



**11. During this school year, I did research on the Internet for a report or assignment.**

		Response Percent	Response Count
Yes		50.0%	7
No		50.0%	7
answered question			14
skipped question			2

**12. During this school year, I made a PowerPoint presentation.**



		Response Percent	Response Count
Yes		42.9%	6
No		57.1%	8
answered question			14
skipped question			2

**13. During this school year, I used the computer to make a graphic novel.**



		Response Percent	Response Count
Yes		7.1%	1
No		92.9%	13
answered question			14
skipped question			2





#### 14. During this school year, I took a test on the computer.

		Response Percent	Response Count
Yes		21.4%	3
No		78.6%	11
answered question			14
skipped question			2



#### 15. During this school year, I used a computer program to improve my study skills or learning skills.

		Response Percent	Response Count
Yes		64.3%	9
No		35.7%	5
answered question			14
skipped question			2



#### 16. During this school year, I made or listened to a podcast.

		Response Percent	Response Count
Yes		7.1%	1
No		92.9%	13
answered question			14
skipped question			2



**17. During this school year, I made or edited a webpage or worked in a web environment, like a wikispace.**

		Response Percent	Response Count
Yes		28.6%	4
No		71.4%	10
answered question			14
skipped question			2



**18. This school year, I collected data using equipment that go with the computer, like probes or PDAs.**

		Response Percent	Response Count
Yes		14.3%	2
No		85.7%	12
answered question			14
skipped question			2










**19. This school year, I made or edited a video or movie.**

		Response Percent	Response Count
Yes		14.3%	2
No		85.7%	12
answered question			14
skipped question			2

**20. During the past school year, I created or contributed to a web-based map or timeline.**

		Response Percent	Response Count
Yes		0.0%	0
No		100.0%	14
answered question			14
skipped question			2

**21. In which subjects do you use technology. (Check all that apply)**

		Response Percent	Response Count
Math		28.6%	4
Sciences		28.6%	4
English Language Arts		28.6%	4
Social Studies		14.3%	2
Art		35.7%	5
Music		7.1%	1
Physical Education/Gym		28.6%	4
ESL or ELL		7.1%	1
Computer Class		57.1%	8
Multi-Media		0.0%	0
None of the Above		0.0%	0
Other (please specify)			0
answered question			14
skipped question			2

## 22. Do you know how to use the following equipment, applications or web sites?

	Yes	No	Response Count
Digital camera or video	<b>0.0% (12)</b>	0.0% (3)	0
Audacity or GarageBand	0.0% (2)	<b>0.0% (13)</b>	0
iMovie or Movie Maker	<b>0.0% (9)</b>	0.0% (6)	0
Wikispaces	<b>0.0% (8)</b>	0.0% (7)	0
Teacher/Classroom Blogs	<b>0.0% (9)</b>	0.0% (6)	0
Google Maps	<b>0.0% (14)</b>	0.0% (1)	0
Comic Life	0.0% (7)	<b>0.0% (8)</b>	0
NYLearns	0.0% (6)	<b>0.0% (9)</b>	0
answered question			<b>15</b>
skipped question			<b>1</b>

## 23. How much do you agree with these statements?

	I agree	I'm not sure	I disagree	Rating Average	Response Count
I am able to learn more when I use computers in my school.	<b>0.0% (11)</b>	0.0% (2)	0.0% (1)	0.00	0
I work harder on my assignments when I am using a computer.	<b>0.0% (9)</b>	0.0% (3)	0.0% (2)	0.00	0
I would be a better student if I got to use technology more in school.	<b>0.0% (8)</b>	0.0% (3)	0.0% (2)	0.00	0
Teachers in this school know a lot about how to use computers to help students learn more.	<b>0.0% (10)</b>	0.0% (3)	0.0% (1)	0.00	0
There are enough computers in my school for students to use for their schoolwork.	<b>0.0% (7)</b>	0.0% (4)	0.0% (3)	0.00	0
I am using computers in my class (es) in ways that other students in this school are not.	0.0% (2)	<b>0.0% (6)</b>	<b>0.0% (6)</b>	0.00	0
I have shown other students how to do things with computers.	<b>0.0% (8)</b>	0.0% (1)	0.0% (5)	0.00	0
I have shown a teacher how to do things with computers.	0.0% (5)	0.0% (2)	<b>0.0% (7)</b>	0.00	0
I use computers more in my class (es) than other students in this school	0.0% (4)	0.0% (4)	<b>0.0% (6)</b>	0.00	0
answered question					14
skipped question					2